



## LARGE APPLIANCE CATALOGUE

MARCH 2022



# LARGE APPLIANCES

## TABLE OF CONTENTS

### WHIRLPOOL

Refrigerators .....	6
Ranges .....	8
Range Hoods .....	11
Dishwashers .....	11
Washers, Dryers & Combos.....	12
Laundry Pedestals .....	15
Microwaves .....	16

Complimentary Parts Listing .....	20
-----------------------------------	----

### ACROS

Ranges .....	23
Refrigerators .....	24

### LG

Refrigerators .....	26
Ranges .....	28
Washers, Dryers & Twin Tubs.....	29
Laundry Accessories: Mini Wash & Pedestals .....	30

### GE

Upright Freezers .....	32
Refrigerators .....	33
Ranges .....	34
Microwaves .....	35
Washers & Dryers.....	36

### GENIE

Refrigerators .....	38
Microwaves .....	38
Twin Tub Washers .....	39

### SPEED QUEEN

Washers & Dryers.....	41
-----------------------	----

### APPLIANCE CLEANERS & ACCESSORIES

Affresh .....	43
Bar Keepers Friend .....	43
Exceline .....	44
Rust-Oleum .....	44

### SERVICE CENTRE

Warranty Table .....	46
Service Centre Contact Information .....	48
Head Office Contact Information .....	49





Whirlpool



[10802006]  
WRW25CKTWW  
**9cft Top/Bottom Mount Fridge with Dispenser, Frost Free, Tropicalized (Silver)**  
1/CS

Dimensions:  
63"(H) x 24"(W) x 27.1"(D)

**FEATURES:**

- 1 Shelf in the Freezer
- 1 Fruit and Vegetable Drawer with Moisture Control
- 2 Tempered Glass Shelves
- 3 Bins in the Refrigerator Door
- Electronic Temperature Control
- Water Dispenser with 2 Litre Capacity
- Twist Ice Ice Maker
- Stylized Handles
- Cold Zone



[10802011]  
WRW32CKTWW  
**11cft Top/Bottom Mount Fridge with Dispenser, Frost Free, Tropicalized (Silver)**  
1/CS

Dimensions:  
70"(H) x 24"(W) x 27.2"(D)

**FEATURES:**

- Water Dispenser
- Twist Ice Ice Maker
- Stylized Pulls
- Egg rack
- 1 Shelf in the Freezer Door
- 2 Tempered Glass Trays
- 3 Shelves on Door
- Meat Tray
- Fruit and Vegetable Drawer with Humidity Control
- Electronic Temperature Control
- LED Light



[10802019]  
WRJ43AKTWW  
**14cft Top/Bottom Mount Fridge with Dispenser, Frost Free, Tropicalized (Silver)**  
1/CS

Dimensions:  
67.4"(H) x 28"(W) x 29"(D)

**FEATURES:**

- Anti-fingerprint surface
- Water Dispenser with 4 Litre Capacity
- 1 Shelf in the Freezer
- Cold section compartment
- 1 Fruit and Vegetable Drawer with Moisture Control
- 2 Fixed door bins: 1 can capacity & 1 Gallon Capacity
- 2 Adjustable Tempered Glass Shelves
- Electronic Temperature Control
- LED Lighting in the Refrigerator
- Twist Ice Ice Maker



[10802025]  
WRJ45AKTWW  
**16cft Top/Bottom Mount Fridge with Dispenser, Frost Free, Tropicalized (Silver)**  
1/CS

Dimensions:  
72.4"(H) x 28"(W) x 29"(D)

**FEATURES:**

- 1 Shelf in the Freezer
- 1 Fruit and Vegetable Drawer with Moisture Control
- Bin with Capacity for Bottles
- Egg Holder Capacity: 17
- Water Dispenser with 4 Litre Capacity
- 2 Tempered Glass Shelves
- LED Lighting in the Refrigerator
- Twist Ice Ice Maker



[10802035]  
WT1818A  
**18cft Fridge Top/Bottom Mount,  
Frost Free, Tropicalized  
(Silver)**  
1/CS

Dimensions:  
68.4"(H) x 28.2"(W) x 31.8"(D)

**FEATURES:**

- 2 Adjustable Tempered Glass Shelves
- 1 Sliding Shelf
- 1 Fruit/Vegetable Drawer
- 2-Level Freezer Storage
- Manual Freezer Temperature Control



[10802072]  
7WRS25SDHM  
**25cft Side-by-Side Fridge, Frost Free,  
Tropicalized  
(Stainless Steel)**  
1/CS

Dimensions:  
69"(H) x 36"(W) x 35"(D)

**FEATURES:**

- Accu Chill® System
- Water Dispenser
- LED Lighting
- 1 Drawer for Fruits and Vegetables with Humidity Control in the refrigerator
- 1 Semi-Fixed Shelf On The Freezer Door
- 1 Slide-Out Plastic Basket In The Freezer
- 2 Drawers in the refrigerator
- 3 Tempered Glass Shelves (Anti-Spill)
- 3 Gallon-Size Bins on the door
- 3 Bins Fixed on the freezer door
- Automatic Ice Maker and Water Dispenser on door
- Factory Installed Pur® Water Filtration System



[10800053]  
LWF7230D  
**30" 4-Burner Gas Range  
(Silver)**  
1/CS

Dimensions:  
49"(H) x 30"(W) x 28.4"(D)

- FEATURES:**
- 30" Free Standing Gas Range
  - High Backguard
  - Wire Grates
  - 4 Sealed Cast Iron Burners
  - Electric Ignition
  - 5.1cft Oven Capacity
  - Panoramic Oven Door
  - Thermostat with Safety
  - Oven Light
  - 2 Oven Racks
  - Ever Clean Technology



[10800059]  
LWF5370B  
**30" 6-Burner Gas Range  
(Black)**  
1/CS

Dimensions:  
43.3"(H) x 30"(W) x 27"(D)

- FEATURES:**
- Electronic Ignition Cooktop
  - Wire Grates
  - 6 Burners: 4 Standard and 2 Super
  - Griddle
  - 5.1cft Oven Capacity
  - Panoramic Oven Door
  - Oven Light
  - 2 Oven Racks



[10803000]  
LWF5370Q  
**30" 6-Burner Gas Range  
(White)**  
1/CS

Dimensions:  
43.3"(H) x 30"(W) x 27"(D)

- FEATURES:**
- Electronic Ignition Cooktop
  - Wire Grates
  - 6 Burners: 4 Standard and 2 Super
  - Griddle
  - 5.1cft Oven Capacity
  - Panoramic Oven Door
  - Oven Light
  - 2 Oven Racks



[10800057]  
LWF7551S  
**30" 5-Burner Gas Range with Timer  
(Stainless Steel)**  
1/CS

Dimensions:  
49.4"(H) x 30"(W) x 29"(D)

- Features:**
- Electronic Ignition
  - Porcelain Coated Steel Cooktop
  - Cast Iron Grates
  - 5 Burners: 2 Standard, 2 Super and 1 Simmer
  - Griddle
  - 5.1cft Oven Capacity
  - Ever Clean Technology
  - Thermostat with Safety
  - Oven Light
  - 2 Oven Racks
  - Broiler





[10803012]  
WFG550SOHZ  
**30" Gas Range with Timer  
and Convection Oven  
(Stainless steel)**  
1/CS

Dimensions:  
48"(H) x 30"(W) x 28"(D)

- FEATURES:**
- 5 Sealed Burners
  - 3 Cast Iron Grates
  - Porcelain Coated Steel Cooktop
  - Electronic Ignition
  - Electronic Touch Control for Oven
  - 5.1cft Oven Capacity
  - Panoramic Oven Door
  - 2 Oven Racks
  - Convection Oven with Broiler
  - Ever Clean Technology



[108003015]  
LWFR3100B  
**30" 6-Burner Gas Range with  
Stainless Steel Top  
(Black)**  
1/CS

Dimensions:  
40"(H) x 32.5"(W) x 29"(D)

- FEATURES:**
- Tempered Glass Backrest
  - Stainless Steel Top
  - 3 Wire Grates
  - 6 burners: 4 Standard and 2 Super
  - Electronic Ignition
  - Panoramic Oven Door with Door Stop Technology
  - 2 Oven Racks
  - Ever Clean Technology



[10803018]  
LWFR3200D  
**30" 6-Burner Gas Stove with  
Stainless Steel Top  
(Silver)**  
1/CS

Dimensions:  
40"(H) x 32.5"(W) x 29"(D)

- FEATURES:**
- Tempered Glass Backrest
  - Stainless Steel Top
  - 3 Wire Shelves
  - 6 Burners: 4 Standard and 2 Super
  - Electronic Ignition
  - Panoramic Oven Door with Door Stop Technology
  - 2 Oven Racks
  - Ever Clean Technology



[10803022]  
WFR7100S  
**30" 6-Burner Gas Stove  
with Side-Swing Oven Door  
(Silver)**  
1/CS

Dimensions:  
36"(H) x 30"(W) x 23"(D)

- FEATURES:**
- Stainless Steel
  - Tempered Glass Backrest
  - 3 Cast Iron Grills
  - 6 Aluminum burners: 4 x 4750btu, 1 x 5900btu, 1 x 7500btu (Xpert Flama)
  - 1 Step Electronic Ignition – Burners & Oven
  - 5.1cft oven with Thermostat
  - 2 Oven Racks
  - Oven Light
  - Panoramic Oven Door which opens to the side
  - Oven Drawer
  - "Ever Clean" cleaning system technology



[10803521]  
**WFE320MOJS**  
**30" 4-Burner Ceramic Top Electric Range with Storage Drawer (Stainless Steel)**  
 1/CS

Dimensions:  
 47.9"(H) x 30"(W) x 28"(D)

- FEATURES:**
- Self Cleaning
  - Digital Display
  - Dual Element
  - Hot Surface Indicator Light
  - Warm Zone element & Frozen Bake Technology
  - Safety Lock
  - Temperature Control
  - 2 Oven Racks
  - Broiler in Oven
  - Lower Storage Drawer



[10803522]  
**WFE320MOEJB**  
**30" 4-Burner Ceramic Top Electric Range with Storage Drawer (Black)**  
 1/CS

Dimensions:  
 47.9"(H) x 30"(W) x 28"(D)

- FEATURES:**
- Self Cleaning
  - Digital Display
  - Dual Element
  - Hot Surface Indicator Light
  - Warm Zone element & Frozen Bake Technology
  - Safety Lock
  - Temperature Control
  - 2 Oven Racks
  - Broiler in Oven
  - Lower Storage Drawer



[10803523]  
**WFE320MOEJW**  
**30" 4-Burner Ceramic Top Electric Range with Storage Drawer (White)**  
 1/CS

Dimensions:  
 47.9"(H) x 30"(W) x 28"(D)

- FEATURES:**
- Self Cleaning
  - Digital Display
  - Dual Element
  - Hot Surface Indicator Light
  - Warm Zone element & Frozen Bake Technology
  - Safety Lock
  - Temperature Control
  - 2 Oven Racks
  - Broiler in Oven
  - Lower Storage Drawer



[10800161]  
 UXT4030ADW  
**30" Range Hood (White)**  
 1/CS

Dimensions:  
 4.3"(H) x 30"(W) x 18.6"(D)

- FEATURES:**
- Grease Filter
  - Powerful 2 Speed Fan
  - Hidden Vent
  - Incandescent Lighting
  - Flexible Ventilation Options
  - FIT system



[10800162]  
 UXT4030ADS  
**30" Range Hood with 2 Fan Speeds and Light (Stainless Steel)**  
 1/CS

Dimensions:  
 4.3"(H) x 30"(W) x 18.6"(D)

- FEATURES:**
- Grease Filter
  - Powerful 2 Speed Fan
  - Hidden Vent
  - Incandescent Lighting
  - Flexible Ventilation Options
  - FIT system



[10800176]  
 UXT4030ADB  
**30" Range Hood (Black)**  
 1/CS

Dimensions:  
 4.3"(H) x 30"(W) x 18.6"(D)

- FEATURES:**
- Grease Filter
  - Powerful 2 Speed Fan
  - Hidden Vent
  - Incandescent Lighting
  - Flexible Ventilation Options
  - FIT system



[10804702]  
 WDF330PAHS  
**24" 3-Cycle Dishwasher (Stainless Steel)**  
 1/CS

Dimensions:  
 34.5"(H) x 24"(W) x 24.5"(D)

- FEATURES:**
- 1-Hour Wash Cycle
  - Electronic Touch Control
  - Soil Sensor
  - Heavy Cycle
  - Normal cycle
  - Heated Dry Option
  - Normal cycle
  - High Temperature Wash Option
  - ENERGY STAR® Certified



[10801003]  
 1CWTW4705GW  
**16kg, 11 Cycle Automatic/Manual Washer (White)**  
 1/CS

Dimensions:  
 43"(H) x 27.6"(W) x 26.3"(D)

- FEATURES:**
- Manual Washer Option
  - Soak Option
  - Lint Filter
  - Temperature Control
  - 4 Manual Cycles
  - 7 Automatic Cycles
  - Porcelain Tub
  - Automatic Lid Lock on Spin Cycle
  - LED Cycle Stage Indication Light
  - Automatic Softener and Bleach Dispenser



[10801000]  
 1CWTW4815EW  
**17kg, 11 Cycle Automatic/Manual Washer (White)**  
 1/CS

Dimensions:  
 42"(H) x 27.5"(W) x 27"(D)

- FEATURES:**
- Porcelain Tub
  - 4 Manual Cycles
  - 7 Automatic Cycles
  - Single Action Agitation
  - Temperature Control
  - Automatic Lid Lock on Spin Cycle
  - LED Cycle Stage Indication Light
  - Automatic softener and bleach dispenser



[10801001]  
 1CWTW4845EW  
**19kg, 12 Cycle Automatic/Manual Washer (White)**  
 1/CS

Dimensions:  
 43"(H) x 26.3"(W) x 27.5"(D)

- FEATURES:**
- Porcelain Tub
  - 4 Manual Cycles
  - 8 Automatic Cycles
  - 4 Soil Level Selections
  - Double Action Agitation
  - Temperature Control
  - Automatic Lid Lock on Spin Cycle
  - LED Cycle Stage Indication Light
  - Automatic softener and bleach dispenser



[10801004]  
 WTW4950HW  
**24kg, 12 Cycle Impellar Automatic Washer (White)**  
 1/CS

Dimensions:  
 44"(H) x 27"(W) x 27.5"(D)

- FEATURES:**
- Water Level Selection
  - Smooth Spiral Stainless Steel Wash Basket
  - Soaking Cycle
  - Smooth Impeller
  - Quick Wash Cycle
  - Soil Level Selection
  - Automatic Lid Lock on Spin Cycle
  - Whites Cycle
  - LED Cycle Stage Indication Light



[10801006]  
8MWTW1612MJQ  
**16kg Automatic Washer with Agitator**  
1/CS

Dimensions:  
46"(H) x 27"(W) x 29"(D)

**FEATURES:**

- Xpert System Washing System
- Smart Load and Manual Filling
- Single Action Agitation with 6 Expert Movements for Greater Cleaning and Care
- Automatic Softener and Bleach Dispenser
- 11 Cycles with Cold Water Temperature
- LED Cycle Stage Indication Light
- Stainless Steel Basket



[10801024]  
WFW6620HC  
**4.5cft Stackable Front Load Washer with Steam and Load & Go XL Dispenser (Chrome Shadow)**  
1/CS

Dimensions:  
31.63"(H) x 27"(W) x 38.63"(D)

**FEATURES:**

- Load & Go™ XL Dispenser
- Intuitive Controls
- Steam Clean Option
- Sanitize Cycle
- Single Load Dispenser
- ENERGY STAR® Certified
- Quick Wash Cycle, Cold Wash Cycle & Presoak Options
- Smooth Wave Stainless Steel Wash Basket



[10800041]  
WGD4815EW  
**7cft, 14 Cycle Gas Dryer  
(White)**  
1/CS

Dimensions:  
43"(H) x 29"(W) x 28.25"(D)

- FEATURES:**
- AutoDry™ Drying System
  - Wrinkle Shield™ Option
  - Timed Dry Cycle
  - Cool Down Cycle
  - Side-Swing Door
  - 110V
  - Converted for LPG gas



[10801500]  
WED4815EW  
**7cft, 14 Cycle Electric Dryer  
(White)**  
1/CS

Dimensions:  
43"(H) x 29"(W) x 28.25"(D)

- FEATURES:**
- AutoDry™ Drying System
  - Wrinkle Shield™ Option
  - Timed Dry Cycle
  - Cool Down Cycle
  - Side-Swing Door



[10801501]  
WED4850HW  
**7cft Electric Dryer with AutoDry™  
Drying System  
(White)**  
1/CS

Dimensions:  
43"(H) x 29"(W) x 28.25"(D)

- FEATURES:**
- AutoDry™ Drying System
  - Wrinkle Shield™ Option
  - Timed Dry Cycle
  - 3 Drying Temperatures
  - Hamper Door



[10801524]  
WED6620HC  
**7cft Front Load Electric Dryer  
with Steam Cycles  
(Chrome Shadow)**  
1/CS

Dimensions:  
31"(H) x 27"(W) x 38.2"(D)

- FEATURES:**
- Intuitive Controls
  - Wrinkle Shield™ Plus Option with Steam
  - Steam Refresh Cycle
  - Sanitize Cycle
  - Static Reduce Option



[10801600]  
 WET4027EW  
**72" Stacked Electric Washer/Dryer  
 Combo  
 (White)**  
 1/CS

Dimensions:  
 72"(H) x 27.5"(W) x 32"(D)

- FEATURES:**
- 2.5cft Washer Capacity
  - 5.9cft Dryer Capacity
  - Porcelain Basket
  - HE Agitator with Fabric Softener Cup
  - 8 Autowash Cycles
  - 3 Soil Level Selections
  - 6 Autodrying Cycles
  - 3 Drying Temperatures



[10800260]  
 XHPC155XW  
**Pedestal for Front Load Washer  
 WFW9640XW  
 (Chrome Handle)**  
 1/CS

- FEATURES:**
- Durable Construction And Powder-Coated Finish to Provide Years of Service
  - Pedestal Drawer offers a Convenient Area to Store Laundry Essentials
  - Raising the height of the Washer or dryer helps to Minimize Bending and Stooping At Doors
  - Handle Provides an Easy Grip to Open the Drawer



[10800264]  
 WFP2715HW  
**15.5" Pedestal for Front Load  
 Washer and Dryer with Storage  
 (White)**  
 1/CS

- FEATURES:**
- Durable Construction And Powder-Coated Finish to Provide Years of Service
  - Pedestal Drawer offers a Convenient Area to Store Laundry Essentials
  - Raising the height of the Washer or dryer helps to Minimize Bending and Stooping At Doors
  - Handle Provides an Easy Grip to Open the Drawer



[10804004]  
S-11-WM1807W  
**0.7cft Microwave 700W  
(Black)**  
1/CS

Dimensions:  
10.3"(H) x 18"(W) x 12.4"(D)

- FEATURES:**
- 700W of Cooking Power
  - Electronic Touch Controls
  - 10 Automatic Cooking Options
  - Bright LCD Display
  - Interior Light
  - Clock
  - Glass Turntable
  - End of Cycle Signal
  - Add 30 Seconds Option
  - Silence Mode
  - Display off
  - Electronic Child Lock
  - Easy Defrost



[10804005]  
S-11-WM1807B  
**0.7cft Microwave 700W  
(Black)**  
1/CS

Dimensions:  
10.3"(H) x 18"(W) x 12.4"(D)

- FEATURES:**
- 700W of Cooking Power
  - Electronic Touch Controls
  - 10 Automatic Cooking Options
  - Bright LCD Display
  - Interior Light
  - Clock
  - Glass Turntable
  - End of Cycle Signal
  - Add 30 Seconds Option
  - Silence Mode
  - Display off
  - Electronic Child Lock
  - Easy Defrost



[10804006]  
S-11-WM1807D  
**0.7cft Microwave 700W  
(Silver)**  
1/CS

Dimensions:  
10.3"(H) x 18"(W) x 12.4"(D)

- FEATURES:**
- 700W of Cooking Power
  - Electronic Touch Controls
  - 10 Automatic Cooking Options
  - Bright LCD Display
  - Interior Light
  - Clock
  - Glass Turntable
  - End of Cycle Signal
  - Add 30 Seconds Option
  - Silence Mode
  - Display off
  - Electronic Child Lock
  - Easy Defrost





[10804021]  
 WMC30309LB  
**0.9cft Countertop Microwave  
 with 900W Cooking Power  
 (Black)**  
 1/CS

Dimensions:  
 11"(H) x 19"(W) x 16.5"(D)

- FEATURES:**
- Add 30 Seconds Option
  - Keep Warm
  - Popcorn Preset
  - White LED Display
  - Microwave Presets
  - Steam Clean
  - Dishwasher-Safe Turntable Plate
  - 10 Power Levels
  - Electronic Touch Controls



[10804022]  
 WMC30309LS  
**0.9cft Countertop Microwave  
 with 900W Cooking Power  
 (Stainless Steel)**  
 1/CS

Dimensions:  
 11"(H) x 19"(W) x 16.5"(D)

- FEATURES:**
- Add 30 Seconds Option
  - Keep Warm
  - Popcorn Preset
  - White LED Display
  - Microwave Presets
  - Steam Clean
  - Dishwasher-Safe Turntable Plate
  - 10 Power Levels
  - Electronic Touch Controls



[10804030]  
 WM1811B  
**1.1cft Microwave  
 (Black)**  
 1/CS

Dimensions:  
 11.8"(H) x 21.2"(W) x 15.7"(D)

- FEATURES:**
- 900W of Cooking Power
  - Electronic Touch Controls
  - 10 Automatic Cooking Options
  - Bright LCD Display
  - Interior Light
  - Clock
  - Glass Turntable
  - End of Cycle Signal
  - Add 30 Seconds Option
  - Silence Mode
  - Display off
  - Electronic Child Lock
  - Easy Defrost



[10804031]  
WM1811D  
**1.1cft Microwave  
(Silver)**  
1/CS

Dimensions:  
11.8"(H) x 21.2"(W) x 15.7"(D)

**FEATURES:**

- 900W of Cooking Power
- Electronic Touch Controls
- 10 Automatic Cooking Options
- Bright LCD Display
- Interior Light
- Clock
- Glass Turntable
- End of Cycle Signal
- Add 30 Seconds Option
- Silence Mode
- Display off
- Electronic Child Lock
- Easy Defrost



[10804032]  
WM2811D  
**1.1cft Microwave with Grill  
(Silver)**  
1/CS

Dimensions:  
11.8"(H) x 21.2"(W) x 15.7"(D)

**FEATURES:**

- 900W of Cooking Power
- Electronic Touch Controls
- 13 Automatic Cooking Options
- Bright LCD Display
- Glass Turntable
- Includes Quartz Grill Feature for Browning and Toasting
- End of Cycle Signal
- Add 30 Seconds Option
- Silence Mode
- Display off
- Electronic Child Lock
- Easy Defrost



**NEW**

[10804033]  
WMC30311LB  
**1.1cft Countertop Microwave  
with 900W Cooking Power  
(Black)**  
1/CS

Dimensions:  
11.7"(H) x 21.25"(W) x 15.7"(D)

**FEATURES:**

- Dishwasher-Safe Turntable Plate
- White LCD Display
- Add 30 Seconds Option
- Keep Warm
- Popcorn Preset
- 10 Power Levels
- Steam Clean
- Control Lock Mode
- Electronic Touch Controls



[10804034]  
WMC30311LD  
**1.1cft Countertop Microwave  
with 900W Cooking Power  
(Silver)**  
1/CS

Dimensions:  
11.7"(H) x 21.25"(W) x 15.7"(D)

- FEATURES:**
- Dishwasher-Safe Turntable Plate
  - White LCD Display
  - Add 30 Seconds Option
  - Keep Warm
  - Popcorn Preset
  - 10 Power Levels
  - Steam Clean
  - Control Lock Mode
  - Electronic Touch Controls



[10800233]  
WMC30516HZ  
**1.6cft Microwave  
(Stainless Steel)**  
1/CS

Dimensions:  
13"(H) x 21.75"(W) x 17.25"(D)

- FEATURES:**
- 1200W of Cooking Power
  - Electronic Touch Controls
  - 13.5" Recessed Glass Turntable
  - Beverage Cycle
  - Sensor Cooking
  - Control Lock
  - Dishwasher-Safe Turntable Plate
  - End of Cycle Signal
  - Add 30 Seconds Option
  - Evox technology - Fingerprint Resistant
  - Easy Defrost



[10800232]  
WMC30516HB  
**1.6cft Microwave  
(Black)**  
1/CS

Dimensions:  
13"(H) x 21.75"(W) x 17.25"(D)

- FEATURES:**
- 1200W of Cooking Power
  - Electronic Touch Controls
  - 13.5" Recessed Glass Turntable
  - Beverage Cycle
  - Sensor Cooking
  - Control Lock
  - Dishwasher-Safe Turntable Plate
  - End of Cycle Signal
  - Add 30 Seconds Option
  - Easy Defrost



[10800236]  
WMH31017HZ  
**1.7cft Microwave Hood Combo  
(Stainless Steel)**  
1/CS

Dimensions:  
17.1"(H) x 29.9"(W) x 18"(D)

- FEATURES:**
- Microwave Presets
  - Electronic Touch Controls
  - Bright LCD Display
  - Dishwasher-Safe Turntable Plate
  - 2-Speed, 300 CFM Motor Class1
  - Add 30 Seconds Option
  - Adjustable Cooktop Lighting
  - Evox technology - fingerprint resistant
  - Easy Defrost

PRODUCT	TO BE SUPPLIED TO THE CUSTOMER		OPTIONAL PURCHASE BY CUSTOMER
<b>WASHERS</b>			
[10801000] 1CWTW4815EW 17KG AUTO WASHER	Nothing additional required		
[10801001] 1CWTW4845EW 19KG AUTO WASHER	Nothing additional required		
[10801003] 1CWTW4705GW 16KG AUTO WASHER	Nothing additional required		
[10801006] 8MWTW1612MJQ 16KG AUTO WASHER	Nothing additional required		
[10801004] WTW4950HW 24KG AUTO WASHER IMPELLER	2 Inlet Hoses		
[10801022] WFW5620HW 4.5CFT FRONT LOAD+GO	2 Inlet Hoses		
[10801024] WFW6620HC 4.5CFT FRONT LOAD+GO	2 Inlet Hoses		
<b>DRYERS</b>			
[10800041] WGD4815EW 7CFT GAS DRYER			Vent Kit
[10801500] WED4815EW 7CFT ELECTRIC DRYER			Dryer Cord, Vent Kit
[10801501] WED4850HW ELECTRIC DRYER HAMPER dOOR			Dryer Cord, Vent Kit
[10801522] WED5620HW 7.4CFT FRONT LOAD DRYER			Dryer Cord, Vent Kit
[10801524] WED6620HC 7.4CFT FRONT LOAD DRYER			Dryer Cord, Vent Kit
<b>LAUNDRY CENTRE</b>			
[10801600] WET4027HW WASHER DRYER COMBO	2 Inlet Hoses		Dryer Cord
<b>GAS STOVES</b>			
[10800051] LWF7230B 30" GAS STOVE 4 BURNER BLACK	Female Adapter	No Additional Oven Shelf Required	
[10800053] LWF7230D 30" GAS STOVE 4 BURNER SILVER	Female Adapter	No Additional Oven Shelf Required	
[10800057] LWF7551S 30" 5BURNER GAS STOVE S/STEEL	Male Adapter	No Additional Oven Shelf Required	
[10800059] LWF5370B 30" GAS STOVE 6 BURNER BLACK	No Adapter Required	1 Additional Oven Shelf Required	
[10803000] LWF5370Q 30" GAS STOVE 6 BURNER WHITE	No Adapter Required	1 Additional Oven Shelf Required	
[10803002] LWF5470B 30" GAS STOVE BLACK WITH S/S TOP 6 BURNER	No Adapter Required	1 Additional Oven Shelf Required	
[10803012] WFG550SOHZ 30" GAS STOVE S/S W/CONVECTION OVEN	Male Adapter	No Additional Oven Shelf Required	
[10803015] LWFR3100B 30" GAS STOVE BLACK   W/SS TOP BURNERS	No Adapter Required	1 Additional Oven Shelf Required	
[10803018] LWFR3200D 30" GAS STOVE SILVER 6 BURNER W-S/S TOP	No Adapter Required	1 Additional Oven Shelf Required	
[10803022] WFR7100S 30" GAS STOVE S/S 6 BURNER SLIDE OUT OVEN	Male Adapter		
[10803025] WFR7300S 30" GAS STOVE S/S 6 BURNER OVEN	Nothing additional required		
[10804721] LAF5431B 30" GAS STOVE 6 BURNER BLACK ACROS	No Adapter Required		
[10804722] LAW5300B 20" GAS STOVE 4BURNER BLACK WITH S/S TOP ACROS	Nothing additional required		
[10804724] LAF5333B 30" GAS STOVE 6BURNER BLACK WITH S/S TOP ACROS	No Adapter Required		
[10804725] LAF6272D 30" GAS STOVE 6BURNER SILVER WITH S/S TOP ACROS	No Adapter Required		

**WHIRLPOOL COMPLIMENTARY PARTS REQUIRED (CONT'D)**

<b>PRODUCT</b>	<b>TO BE SUPPLIED TO THE CUSTOMER</b>		<b>OPTIONAL PURCHASE BY CUSTOMER</b>
<b>ELECTRIC RANGES</b>			
[10803521] WFE320MOJS 30" ELECTRIC RANGE S/S			Cord
[10803522] WFE320MOJB 30" ELECTRIC RANGE BLACK			Cord
[10803523] WFE320MOJW 30" ELECTRIC RANGE WHITE			Cord
<b>RANGE HOODS</b>			
[10800161] UXT4030ADW 30" RANGE HOOD			Cord
[10800162] UXT4030ADS 30" RANGE HOOD			Cord
[10800176] UXT4030ADB 30" RANGE HOOD			Cord
<b>DISHWASHERS</b>			
[10804700] WDF330PAHW 24" DISHWASHER			Cord, Installation Kit
[10804702] WDF330PAHS 24" DISHWASHER			Cord, Installation Kit



**acros®**



[10804722]  
LAW5300B  
**20" 4-Burner Gas Stove  
with Stainless Steel Top  
(Black)**  
1/CS

Dimensions:  
41.3"(H) x 20"(W) x 24.6"(D)

**FEATURES:**

- Aluminum Burners
- Wire Rod Grills
- Stainless Steel Cooking Surface
- Oven with Panoramic Window
- Porcelain Enamel Backsplash
- Oven with Thermograde Control System



[10804723]  
LAW5300D  
**20" 4-Burner Gas Stove  
with Stainless Steel Top  
(Silver)**  
1/CS

Dimensions:  
41.3"(H) x 20"(W) x 24.6"(D)

**FEATURES:**

- Aluminum Burners
- Wire Rod Grills
- Stainless Steel Cooking Surface
- Oven with Panoramic Window
- Porcelain Enamel Backsplash
- Oven with Thermograde Control System



[10804721]  
LAF5431B  
**30" 6-Burner Gas Range  
(Black)**  
1/CS

Dimensions:  
40"(H) x 30"(W) x 28.8"(D)

**FEATURES:**

- Electronic Ignition Cooktop
- Wire Grates
- 4 Standard and 2 Super Burners
- 5.1cft Oven Capacity
- Panoramic Oven Door
- 2 Oven Racks




[10804725]  
LAF6272D  
**30" 6-Burner Gas Stove  
with Stainless Steel Top  
(Silver)**  
1/CS

Dimensions:  
36"(H) x 31.2"(W) x 23"(D)

**FEATURES:**

- 3 new cast iron grates
- 6 aluminum burners with an exclusive Super MAX burner
- 5.1 cu. ft. oven with panoramic window
- Soft closing system
- Stainless Steel cooking surface
- Electronic Push button ignition
- Ergonomic Knobs
- Porcelain Enamel Backsplash
- Oven with Thermograde Control System



[10804751]  
 AT1330D  
**13cft Top/Bottom Mount Fridge,  
 No Frost  
 (Silver, Patterned)**  
 1/CS

Dimensions:  
 66.3"(H) x 24"(W) x 28"(D)

**FEATURES:**

- 1 Shelf in the Freezer
- 1 Fruit and Vegetable Drawer with Moisture Control
- 2 Spill-resistant Tempered Glass Shelves
- 3 Bins in the Refrigerator Door
- Comes with an ice-tray
- Comes with an egg tray
- LED Lighting
- Stylized Handles
- Exclusive Pattern on the door



[10804750]  
 AT1330W  
**13cft Top/Bottom Mount Fridge  
 No Frost  
 (White, Patterned)**  
 1/CS

Dimensions:  
 66.3"(H) x 24"(W) x 28"(D)

**FEATURES:**

- 1 Shelf in the Freezer
- 1 Fruit and Vegetable Drawer with Moisture Control
- 2 Spill-resistant Tempered Glass Shelves
- 3 Bins in the Refrigerator Door
- Comes with an ice-tray
- Comes with an egg tray
- LED Lighting
- Stylized Handles
- Exclusive Pattern on the door







**LG**

Life's Good



[14000152]  
GT57BPSX  
**21cft Top/Bottom Mount Fridge  
(Stainless Steel)**  
1/CS

Dimensions:  
66.1"(H) x 30"(W) x 33.3"(D)

- FEATURES:**
- Smart Inverter Compressor
  - Reversible Door
  - Humidity Crisper Drawer
  - Multi Air Flow
  - Constant Cooling



[14000172]  
LS66MXN  
**24cft Instaview, Side by Side,  
Door in Door  
(Polished Steel)**  
1/CS

Dimensions:  
71"(H) x 36"(W) x 29"(D)

- FEATURES:**
- InstaView ThinQ™
  - LINEARCooling™
  - DoorCooling +™
  - HygieneFresh +
  - FRESHBalancer®
  - Ultra-Elegant Door



[14000185]  
GS65BPGK  
**24cft Side by Side Refrigerator  
without Dispenser  
(Dark Graphite)**  
1/CS

Dimensions:  
70.1"(H) x 36"(W) x 29"(D)

- FEATURES:**
- Multi Airflow
  - UltraSleek Door
  - Smart Inverter Compressor™
  - Counter Depth
  - LED Lighting
  - Smart Inverted Compressor



[14000184]  
GS65WPPK  
**24cft Side by Side Refrigerator  
with Dispenser  
(Platinum Silver)**  
1/CS

Dimensions:  
70.5"(H) x 36"(W) x 29.3"(D)

- FEATURES:**
- Linear Inverter Compressor
  - Less energy consumption and less noise
  - The technology uses less energy, reduces noise and keeps food fresh for much longer through better temperature control.
  - Side-by-side refrigerator.
  - LED lighting
  - Dispenser
  - Uniform cooling (Multi Air Flow).
  - Inverter technology.



[14000162]  
 LS66SXNC  
**24cft Instaview, Side by Side,  
 Door in Door with Craft Ice & Dispenser  
 (Brushed Steel)**  
 1/CS

Dimensions:  
 71"(H) x 36"(W) x 29"(D)

- FEATURES:**
- Counter Depth
  - InstaView®
  - Door-in-Door™
  - Dual Ice Maker with Craft Ice™
  - NatureFRESH™
  - LINEARCooling™
  - Smart Inverter Compressor
  - HygieneFresh+
  - ThinQ® Technology with Proactive Customer Care



[14000165]  
 LS66SXSC  
**24cft Instaview, Side by Side,  
 Door in Door with Craft Ice & Dispenser  
 (Silver)**  
 1/CS

Dimensions:  
 71"(H) x 36"(W) x 29"(D)

- FEATURES:**
- Counter Depth
  - InstaView®
  - Door-in-Door™
  - Dual Ice Maker with Craft Ice™
  - NatureFRESH™
  - LINEARCooling™
  - Smart Inverter Compressor
  - HygieneFresh+
  - ThinQ® Technology with Proactive Customer Care



[14000187]  
 LM65BGSK  
**25cft French Door Fridge  
 without Dispenser  
 (Platinum Silver)**  
 1/CS

Dimensions:  
 70"(H) x 33"(W) x 35.3"(D)

- FEATURES:**
- Narrow Width 833mm
  - Linear Cooling™
  - DoorCooling+™
  - Linear Inverter Compressor
  - Greater capacity
  - Lower energy consumption
  - Slim Space Plus



[14000186]  
 GS75SPP  
**27cft Side by Side Refrigerator  
 with Dispenser  
 (Platinum Silver)**  
 1/CS

Dimensions:  
 70.5"(H) x 36"(W) x 29"(D)

- FEATURES:**
- Door Cooling™
  - UVnano™
  - Spaceplus™ Ice System
  - Large Capacity
  - Multi Air Flow™
  - LED Lighting



[14000259]  
LRGL5825F  
**5.8cft Smart Wi-Fi Enabled True Convection  
InstaView® Gas Range with Air Fryer  
(Stainless Steel)**  
1/CS

Dimensions:  
46.5"(H) x 30"(W) x 29"(D)

- KEY FEATURES:**
- 5.8 cu ft. Oven Capacity
  - InstaView® Window
  - Built-In Air Fryer with True Convection
  - EasyClean® + Self Clean
  - UltraHeat™ 20,000 BTU Power Burner
  - ThinQ® Technology with Proactive Customer Care



[14000272]  
LREL6325F  
**6.3cft Smart Wi-Fi Enabled True Convection  
InstaView® Electric Range  
with Air Fry  
(Stainless Steel)**  
1/CS

Dimensions:  
51"(H) x 32.5"(W) x 30.5"(D)

- FEATURES:**
- 6.3 cu ft. Large Capacity
  - InstaView® Window
  - Built-In Air Fry with True Convection
  - EasyClean® + Self Clean
  - 3-in-1 Element
  - ThinQ® Technology with Proactive Customer Care



[14000011]  
WP17WAR  
**16.5kg Twin Tub (White)**

LG  
1/CS

Dimensions:  
41"(H) x 38"(W) x 21.3"(D)

**FEATURES:**

- Roller-Jet bladeless system
- 3 Washing forces with Punch + 3
- 3 Washing programs
- Wind Jet Dry
- Filters lint traps
- Anti rodent system

**MATCHING SET**



[14000012]  
WM3400CW  
**4.5cft Ultra Large Front Load Washer (White)**

LG  
1/CS

Dimensions:  
39"(H) x 27"(W) x 30.25"(D)

**FEATURES:**

- 6Motion™ Technology
- ColdWash™ Technology
- Direct Drive Motor 10-Year Limited Warranty
- ENERGY STAR® Certified
- LG SideKick™ Compatible



[14000009]  
DLE3400  
**7.4cft Ultra Large Front Load Washer (White)**

LG  
1/CS

Dimensions:  
39"(H) x 27"(W) x 30.25"(D)

**FEATURES:**

- 6Motion™ Technology
- ColdWash™ Technology
- Direct Drive Motor 10-Year Limited Warranty
- ENERGY STAR® Certified
- LG SideKick™ Compatible



[14000500]  
WD100CW  
**1.0 cu. ft. Mini Wash**  
**(White)**  
1/CS

Dimensions:  
14.125"(H) x 27"(W) x 30.75"(D)

**FEATURES:**

- 2 Rinse Temperatures (Warm, Cold)
- 6 Wash Programs: Normal, Intimates, Hand Wash, Active Wear, Rinse + Spin, Tub Clean
- Tub Clean cycle to keep your LG SideKick™ fresh
- 3 Options: Warm Water, Extra Rinse, Child Lock
- NeveRust™ Stainless Steel Drum
- LG TWINWash™ compatible and made to work with many different LG washers
- SmartThinQ™ Technology




[14005000]  
WDP4W  
**27" Pedestal for Front Load Washer/Dryer**  
**(White)**  
1/CS

Dimensions:  
13.6"(H) x 27"(W) x 28.4"(D)



[14005005]  
TD-S270  
**Stacking Kit**  
**(White)**  
1/CS






[10201005]  
FUF14QRRWW  
**14.1cft Upright Freezer**  
**Frost Free**  
**(White)**  
1/CS

Dimensions:  
62"(H) x 28"(W) x 32"(D)

**FEATURES:**

- Garage Ready
- Power Outage Promise
- The Highest Rated Upright and Chest Freezer lineup in the Industry
- Wire Shelving
- Turbo Freeze
- Interior Electronic Controls
- LED Interior Lighting
- Gloss Doors with Integrated Handle
- Sliding Freezer Baskets
- Hidden Hinges




[10201003]  
FUF21QRRWW  
**21.3cft Upright Freezer**  
**Frost Free**  
**(White)**  
1/CS

Dimensions:  
76.5"(H) x 32.9"(W) x 31.4"(D)

**FEATURES:**

- Garage Ready
- Power Outage Promise
- The Highest Rated Upright and Chest Freezer lineup in the Industry
- Wire Shelving
- Turbo Freeze
- Interior Electronic Controls
- LED Interior Lighting
- Gloss Doors with Integrated Handle
- Sliding Freezer Baskets
- Hidden Hinges



[10201004]  
FUF17QRRWW  
**17.3cft Upright Freezer**  
**Frost Free**  
**(White)**  
1/CS

Dimensions:  
64.75"(H) x 32.9"(W) x 31.4"(D)

**FEATURES:**

- Garage Ready
- Power Outage Promise
- The Highest Rated Upright and Chest Freezer lineup in the Industry
- Wire Shelving
- Turbo Freeze
- Interior Electronic Controls
- LED Interior Lighting
- Gloss Doors with Integrated Handle
- Sliding Freezer Baskets
- Hidden Hinges





[10200501]  
GTE22JMNRES  
**21cft Top/Bottom Mount Fridge  
(Slate)**  
1/CS

Dimensions:  
66.4"(H) x 32.75"(W) x 34.5"(D)

- FEATURES:**
- Premium Inner Door
  - LED Lighting
  - Edge-To-Edge Glass Shelves
  - Sliding Deli Drawer
  - Adjustable Wire Freezer Shelf
  - Upfront Temperature Controls
  - Energy Star® Certified
  - ADA-Compliant



[10200503]  
GTS22KSNRSS  
**22cft Top/Bottom Mount Fridge  
(Stainless Steel)**  
1/CS

Dimensions:  
66.4"(H) x 32.75"(W) x 34.5"(D)

- FEATURES:**
- Garage-ready
  - Premium Inner Door
  - LED Lighting
  - Edge-To-Edge Glass Shelves
  - Adjustable Glass Freezer Shelf
  - High-Gloss Finish
  - High-Gloss Handles
  - Dual Control
  - Upfront Temperature Controls
  - 6.68 Cu. Ft. Freezer Capacity
  - Clear Crisper Drawers
  - Gallon Door Storage Bins
  - Dairy Compartment
  - Deluxe Glass Freezer Shelf
  - Icemaker-Ready
  - Made In America



COMING SOON

[10200002]  
JGB645SEKSS  
**30" Gas Range with 4 Burners  
(Stainless Steel)**

1/CS

Dimensions:  
47.25"(H) x 30"(W) x 28.75"(D)

**FEATURES:**

- Two-piece continuous edge-to-edge cooktop
- 15,000 BTU Power Boil Burner
- Precise Simmer burner
- Self-clean oven
- Heavy duty, dishwasher-safe grates
- Sealed cooktop burners
- Spend Less Time Cleaning Up
- 5.0 cu. ft. oven capacity
- Sealed cooktop burners
- Deep-recessed cooktop



[10200004]  
JGB735SPSS  
**30" Gas Range with 5 Burners,  
Air Fry Tech  
(Stainless Steel)**

1/CS

Dimensions:  
47.25"(H) x 30"(W) x 28.75"(D)

**FEATURES:**

- No Preheat Air Fry
- Edge-To-Edge Cooktop
- Integrated Griddle
- Power Boil Burner
- Precise Simmer Burner
- Convection
- Self-Clean With Steam Clean
- Center Oval Burner
- Heavy Duty, Dishwasher-Safe Grates
- Large Capacity Oven
- Optional Roller Rack
- Removable Storage Drawer
- Enhanced Shabbos Mode



COMING SOON

[10200003]  
JGB735EPES  
**30" Gas Range with 5 Burners,  
Air Fry Tech  
(Slate)**

1/CS

Dimensions:  
47.25"(H) x 30"(W) x 28.75"(D)

**FEATURES:**

- No Preheat Air Fry
- Edge-To-Edge Cooktop
- Integrated Griddle
- Power Boil Burner
- Precise Simmer Burner
- Convection
- Self-Clean With Steam Clean
- Center Oval Burner
- Heavy Duty, Dishwasher-Safe Grates
- Large Capacity Oven
- Optional Roller Rack
- Removable Storage Drawer
- Enhanced Shabbos Mode



COMING SOON

[10200000]  
JGBS86SPSS  
**30" Gas Range with 5 Burners,  
Double Oven, Convection  
(Stainless Steel)**

1/CS

Dimensions:  
47.25"(H) x 30"(W) x 29.25"(D)

**FEATURES:**

- No Preheat Air Fry
- Integrated griddle
- Power Boil Burner
- Center Oval Burner
- Steam Clean
- Precise Simmer Burner
- Large Capacity Double Oven
- Heavy Duty, Dishwasher-Safe Grates
- Sealed Cooktop Burners
- Deep-Recessed Cooktop



## GAS RANGES



COMING SOON

[10200001]  
PGB935YPFS  
**30" Smart Gas Range with 5 Burners,  
Air Fry Tech, Wi-Fi, Ge Profile™  
(Stainless Steel)**  
1/CS

Dimensions:  
47"(H) x 30"(W) x 28.75"(D)

### FEATURES:

- No Preheat Air Fry
- Profile Connect +
- Fingerprint resistant stainless
- Reversible Grill and Griddle
- True Convection
- 3 oven racks
- Center oval burner
- Self-clean with steam clean
- Heavy duty, dishwasher-safe grates
- Tri-ring burner
- Precise simmer burner
- Large capacity oven
- Enhanced Shabbos Mode



## MICROWAVES



[10201200]  
JVM3160EFES  
**1.6cft Microwave Hood Combo  
Fingerprint Resistant  
(Slate)**  
1/CS

Dimensions:  
16.13"(H) x 30"(W) x 15.6"(D)

### FEATURES:

- Charcoal filter replacement for microwaves with behind the door grille
- Convenience cooking controls
- Auto and time defrost
- Turntable On/Off
- Two-speed, 300-CFM venting system



[10201201]  
JVM7195SKSS  
**1.9cft Microwave Hood Combo  
(Stainless Steel)**  
1/CS

Dimensions:  
16.3"(H) x 30"(W) x 15.6"(D)

### FEATURES:

- Melt feature
- Sensor cooking controls
- Easy clean interior with steam clean
- Weight and time defrost
- Upfront charcoal filter with indicator light
- Turntable On/Off
- Four-speed, 400-CFM venting fan system



[10201220]  
GTW465ASNWW  
**4.5cft Washer**  
**(White)**  
1/CS

Dimensions:  
44"(H) x 27"(W) x 29.5"(D)

**FEATURES:**

- Deep Fill
- Deep Clean Cycle
- Speed Wash
- Deep Rinse
- 2nd Rinse
- Auto Soak
- Water Level/Load Size
- Dual-Action Agitator
- 700 RPM Spin Speed
- 14 Wash Cycles
- 6 Water Temperatures
- Made in America



[10201221]  
GTD42EASJWW  
**7.2cft Electric Dryer**  
**(White)**  
1/CS

Dimensions:  
44"(H) x 27"(W) x 29.5"(D)

**FEATURES:**

- Up to 120 ft. venting capability
- Auto Dry
- Aluminized alloy drum
- Wrinkle Care extended tumble
- End-of-cycle signal
- 4 heat selections



 **genie**  
*Experience the Magic*



[10627530]  
BCD-340WEV  
**12cft Fridge  
(Black)**  
1/CS

Dimensions:  
65"(H) x 24"(W) x 28"(D)

**FEATURES:**

- Frost Free
- Interior Light
- Tempered Glass Shelves
- Easy to use 6 Beverage Can Dispenser
- Three Full Slide-Out Glass Shelves
- 2-Litre & 2-Gallon Bottle Door Storage
- Reversible Door and Recessed Door Handle
- Vegetable Crisper and Crisper Cover
- Separate True Freezer Compartment



[10627531]  
BCD-340SS  
**12cft Fridge  
(Stainless Steel Look)**  
1/CS

Dimensions:  
65"(H) x 24"(W) x 28"(D)

**FEATURES:**

- Frost Free
- Interior Light
- Tempered Glass Shelves
- Easy to use 6 Beverage Can Dispenser
- Three Full Slide-Out Glass Shelves
- 2-Litre & 2-Gallon Bottle Door Storage
- Reversible Door and Recessed Door Handle
- Vegetable Crisper and Crisper Cover
- Separate True Freezer Compartment



[10569107]  
P70B20AP-ST  
**0.7cft Microwave  
(White)**  
1/CS

Dimensions:  
10.31"(H) x 17.81"(W) x 12.6"(D)

**FEATURES:**

- 700W of Cooking Power
- Electronic Controls
- 6 Auto Cooking Menus
- 10 Power Levels
- Clock / Timer
- Speed & Weight Defrost
- Door Safety Lock System
- Turntable Tray
- Push Button
- Child Safety Lock



[10569105]  
P90D23AP  
**0.9cft Microwave  
(Black & Stainless Steel)**  
1/CS

Dimensions:  
11.06"(H) x 19.02"(W) x 14.06"(D)

**FEATURES:**

- 900W of Cooking Power
- Electronic Controls
- 6 Auto Cooking Menus
- 10 Power Levels
- Clock / Timer
- Speed & Weight Defrost
- Cooking End Signal
- Child Safety Lock



[10628120]

ASB150-A978

**15kg Twin Tub Washer**

1/CS

**FEATURES:**

- Hidden Control Panel
- Collars & Cuffs Washboard
- High Spin Speed
- Spin Shower
- Air Jet Dry
- Plastic Cabinet with Double Layers



**Speed Queen®**





[11900020]  
LWN311SP111NW22  
**15kg Single Speed  
Top Load Washer**  
1/CS

Dimensions:  
43"(H) x 25.5"(W) x 28"(D)

**FEATURES:**

- Durable Stainless Steel Wash Tub
- Extract Speed Of 710 Rpm Spins Clothes Out Drier
- Automatic Balancing Suspension Provides The Industry's Best Out-Of-Balance Handling, Completing Wash Cycles Without Interruption
- Curved Four-Vane Polypropylene Agitator Provides 210° Agitation Stroke Which Delivers Superior Washability
- Low Water Consumption
- Manual Homestyle Control Provides Easy To Start Activation Indicated By "In Use" Light.



[11900009]  
LDE3TRGS541NW22  
**15kg Electric  
Dryer**  
1/CS

Dimensions:  
43"(H) x 27"(W) x 28"(D)

**FEATURES:**

- Manual Control
- Easy-to-Clean Large Lint Compartment
- Reversible Door Designed to Accommodate your Laundry
- Durable Galvanized Steel Cylinder with Extra Large Capacity
- Efficient Dryer Heating 5350 watts
- 3 Drying Cycles
- 3 Drying Temperatures Modes
- 4 Dryness Modes
- Anti-Wrinkle and Eco Dry Modes



**APPLIANCE  
CLEANERS &  
ACCESSORIES**



[10800300]  
W10135699  
**Washer Cleaner**  
(3 Tablets p/pack)  
Affresh  
6/CS



[10800385]  
W11042467  
**12oz Stainless Steel  
Aerosol Cleaner**  
Affresh  
6/CS



[10800390]  
W10355052  
**Coffee Maker  
Cleaner**  
(3 Tablets p/pack)  
Affresh  
12/CS



[10800305]  
W10282479  
**Dishwasher Cleaner**  
(6 Tablets p/pack)  
Affresh  
6/CS



**Cleaners**



[10707200]  
11510  
**12oz Powdered  
Cleanser**  
Bar Keepers Friend  
12/CS



[10707202]  
11513  
**12oz Cookware  
Cleanser & Polish**  
Bar Keepers Friend  
12/CS



[10707205]  
11624  
**26oz  
Soft Cleanser**  
Bar Keepers Friend  
6/CS



[10707207]  
11727  
**26oz Spray & Foam  
Cleaner**  
Bar Keepers Friend  
6/CS



[10707209]  
11389  
**25.4oz Granite  
& Stone Cleaner**  
Bar Keepers Friend  
6/CS



[10707208]  
11355  
**25.4oz Stainless  
Steel Cleaner**  
Bar Keepers Friend  
6/CS



[10707210]  
11785  
**24oz Toilet Bowl  
Cleaner**  
Bar Keepers Friend  
6/CS



Surge Protectors



[10482050]  
GSM-NP120E  
**Refrigerator Surge  
Protector**  
Exceline  
6/CS



[10482055]  
GSM-MP120E  
**Washer Surge  
Protector**  
Exceline  
6/CS



[10482057]  
GSM-TV120E  
**TV Surge Protector**  
Exceline  
6/CS



[10482054]  
GSM-RE220  
**Air Conditioner  
Surge Protector**  
Exceline  
6/CS



Spray Paints



[10770564]  
7882-830  
**Appliance Epoxy  
12oz  
(Almond)**  
Rust-Oleum  
6/CS



[10770566]  
7886-830  
**Appliance Epoxy  
12oz  
(Black)**  
Rust-Oleum  
6/CS



[10770568]  
7887-830  
**Appliance Epoxy  
12oz  
(Stainless Steel)**  
Rust-Oleum  
6/CS



[10770562]  
7881-830  
**Appliance Epoxy  
12oz  
(White)**  
Rust-Oleum  
6/CS



**BRYDENS SERVICE  
GUARANTEE**

**SERVICE  
CENTRE**

## A.S. Bryden & Sons (Trinidad) Limited

### WARRANTY COVERAGE SCHEDULE

BRAND	PRODUCT	WARRANTY PERIOD
GENIE	Twin Tubs	1 year parts and labour warranty
	Microwave Ovens	1 year parts and labour warranty
	Pressure Cookers	1 year parts and labour warranty
WHIRLPOOL	Domestic Refrigerators/Freezers	1 year parts and labour warranty
	(For Domestic Use)	1 year warranty on compressor only
	Commercial Freezers	6 months parts and labour warranty 1 year warranty on compressor only
	Washing Machines and Dryers	1 year parts and labour warranty
	Gas & Electric Stoves	1 year parts and labour warranty
	Range Hoods	1 year parts and labour warranty
	Microwave Ovens	1 year parts and labour warranty
	Dishwashers	1 year parts and labour warranty
LG	Washing Machines	1 year parts and labour warranty
	Front Load Washer	1 year parts and labour warranty
	Dryer	1 year parts and labour warranty
	Linear Refrigerators	1 year parts and labour warranty 1 year warranty on compressor only
	Inverter Refrigerators	1 year parts and labour warranty 9 additional years limited warranty on compressor only <b>Gas and Labour not included</b>
	Electric and Gas Ranges	1 year parts and labour warranty



**A.S. Bryden & Sons (Trinidad) Limited**  
**WARRANTY COVERAGE SCHEDULE (Cont'd)**

BRAND	PRODUCT	WARRANTY PERIOD
<b>SPEED QUEEN</b>	Commercial Automatic Topload Washer	1st year - parts and labour warranty 2nd & 3rd years - parts warranty only. No labour coverage. 4th & 5th years – Transmission only. No labour coverage.  <b>OTHER CONDITIONS TO NOTE:</b> Water Inlet Valves can be affected by low water pressure and dirty and/or highly chlorinated water. Minimum recommended psi to operate is 30 psi. Inlet valve will be covered by A.S. Bryden on 1st failure. Future failures due to the above conditions - both part and labour costs must be borne by the customer.
	Commercial Dryer	1 year parts and labour warranty
	Frontload or Stacked Washers	1 year parts and labour warranty
	On Premises Laundry i.e. Hotels, Salons, Fitness Centers, Prisons*	1 year parts only warranty <b>*Labour not included</b>
<b>ACROS</b>	Stoves	1 year parts and labour warranty
	Twin Tub Washers	1 year parts and labour warranty
	Refrigerators	1 year parts and labour warranty



## SERVICE CENTRE CONTACT INFORMATION

A.S. Bryden & Sons (Trinidad) Ltd.  
Service Centre  
Building #17  
Fernandes Warehousing Complex  
Eastern Main Road, Laventille  
Trinidad.

Office Hours: Monday to Friday from 8:00 a.m. – 4:15 p.m.  
Tel: 674-9191 / 235-6298  
Fax: 626-0734  
Email: [service@brydenstt.com](mailto:service@brydenstt.com)

Mrs. Arianne Alleng-Williams  
SERVICE CENTRE MANAGER  
[arianne.alleng@brydenstt.com](mailto:arianne.alleng@brydenstt.com)  
Ext: 1567  
Mobile: 707-2073

Mr. Jesse Samuel  
CUSTOMER SERVICE ADMINISTRATOR  
Ext: 1569  
[jesse.samuel@brydenstt.com](mailto:jesse.samuel@brydenstt.com)

Mrs. Alicia Reis  
SERVICE SUPERVISOR  
[alicia.reis@brydenstt.com](mailto:alicia.reis@brydenstt.com)  
Ext: 1566  
Mobile: 735-1861

Mr. Jaikishan Sudee Ramesar  
SPARE PARTS COORDINATOR  
Ext: 1570  
[sudee.ramesar@brydenstt.com](mailto:sudee.ramesar@brydenstt.com)

Ms. Farren Motilal  
SERVICE & WARRANTY ADMINISTRATOR  
Ext: 1568  
[farren.motilal@brydenstt.com](mailto:farren.motilal@brydenstt.com)

---

### **In-House Small Appliance Repairs:**

Mr. Ansill Robinson  
SERVICE TECHNICIAN  
Ext: 1571

### **Home Appliance Repairs:**

Mr. Raymond De Caires  
SERVICE TECHNICIAN



## HEAD OFFICE CONTACT INFORMATION

**Head Office Address:**

A.S. Bryden & Sons (Trinidad) Ltd  
1 Ibis Avenue, San Juan, Trinidad, W.I.

**Fax:**

(1868) 674-0781

**Office Hours:**

Monday to Friday from 8:00 a.m. – 4:15 p.m.

**Email:**

hardware@brydenstt.com

**Telephone:**

(1868) 674-9191 ext. 1250, 1260 or 1265

Find BRYDENS HOUSEWARES on  Facebook  Instagram



A.S. Bryden & Sons (Trinidad) Ltd  
March 2022